



**MANTAWI**  
RESIDENCES

FRONTIER  
OF  
PROGRESS



# SEE YOUR FUTURE GROW WITH



The residential division of Robinsons Land Corporation forges ahead towards bringing to life living spaces that are primed for the future of its homeowners.

With varying interests, goals, and dreams of home seekers, RLC Residences ensures that their needs and preferences are reflected in every corner of their future home. Guided by this principle, each RLC Residences condominium is home to elegant and tasteful design that raises the standards of condo living, innovative home solutions that enable smart and productive lifestyles, with well-thought amenities and locations that allow our residents to connect with people, places, and opportunities that matter in their lives.

# CEBU'S NEXT FRONTIER OF PROGRESS

Welcome to Mantawi Residences, a home where greater opportunities await.

We invite you to step inside this soon-to-rise development.  
See how this future home of yours will come to fruition  
and how it is designed so you can achieve your goals in life.



# YOUR HOME IN AN EMERGING CITY

Mantawi Residences proudly calls Ouano Avenue, Mandaue City, Cebu its home, a prime spot where everything you need is within reach. With a multitude of infrastructure and development plans in the pipeline, this location is set to transform into a progressive district where you can reap the benefits of living at the center of everything.

## LANDMARKS NEARBY

Chong Hua Hospital	1.5 KM
Robinsons Galleria Cebu	2.5 KM
Cebu Business Park	3.5 KM
Cebu Normal University	4.5 KM
CCLEX Bridge	5.0 KM
NuStar Resorts and Casino	8.5 KM

# BE A PIONEER OF FUTURE-READY LIVING

Take charge of your future with Mantawi Residences' units equipped with smart home devices and upgraded deliverables, so you can easily manage your home life without worry.

## UNIT SELECTION:

One - bedroom	46 SQM
Two - bedroom	92 and 115 SQM
Three - bedroom	138 SQM
Penthouse	207 SQM



# PENTHOUSE

ARTIST'S PERSPECTIVE

Take pride in living in one of the most exclusive living spaces in Mantawi Residences. Each penthouse unit features plenty of space for a more comfortable life, along with top-of-the-line home deliverables plus breathtaking city views that you can conveniently appreciate from your home's loggia.

# PENTHOUSE

Unit Area	± 157	SQM
Loggia 1	± 5	SQM
Loggia 2	± 8	SQM
Loggia 3	± 10	SQM
Loggia 4	± 12	SQM
Loggia 5	± 10	SQM
Loggia 6	± 5	SQM
Total Area	± 207	SQM



DINING  
AREA  
ARTIST'S PERSPECTIVE

# PENTHOUSE

## UNIT UPGRADES:

- Loggia with Glass and Concrete Railing
- Smart Home Devices
- Work-From-Home Space Provision
- Provisions for Split Type Air Conditioner
- Provisions for King-Size Bed at the Master Bedroom
- 1.35M Width Double Leaf Main Door
- Walk-In Closet in Master and Junior Master Bedrooms
- Bathtub at Master T&B
- Double Tub Kitchen Sink
- Pantry Cabinet
- Modular Kitchen Cabinet in Laminated Wood Finish
- Water Heater Provision
- Glass Shower Enclosure
- Bidet

TOILET &  
BATH

ARTIST'S PERSPECTIVE





# THREE-BEDROOM

*ARTIST'S PERSPECTIVE*

Experience utmost comfort in this three-bedroom unit, with expansive living spaces and choice home features so you and your loved ones can live life to the fullest.

# THREE-BEDROOM

Unit Area	± 118	SQM
Loggia 1	± 10	SQM
Loggia 2	± 10	SQM
Total Area	± 138	SQM



BEDROOM  
ARTIST'S PERSPECTIVE

# THREE-BEDROOM

## UNIT UPGRADES:

- Loggia with Glass and Concrete Railing
- Smart Home Devices
- Work-From-Home Space Provision
- Provisions for Split Type Air Conditioner
- Provisions for Queen-Size Bed
- 1.35M Width Double Leaf Main Door
- Walk-In Closet in Master Bedroom
- Pantry Cabinet
- Modular Kitchen Cabinet in Laminated Wood Finish
- Water Heater Provision
- Glass Shower Enclosure
- Bidet



TOILET &  
BATH

ARTIST'S PERSPECTIVE



## TWO-BEDROOM

ARTIST'S PERSPECTIVE

Live comfortably in one of Mantawi Residences' two-bedroom units, designed to provide you with plenty of options so you can curate the space into a haven that you have dreamed of.

# TWO-BEDROOM

Unit Area	± 98	SQM
Loggia 1	± 12	SQM
Loggia 2	± 5	SQM
Total Area	± 115	SQM



DINING  
AREA  
ARTIST'S PERSPECTIVE

# TWO-BEDROOM

## UNIT UPGRADES:

- Loggia with Glass and Concrete Railing
- Smart Home Devices
- Work-From-Home Space Provision
- Provisions for Split Type Air Conditioner
- Provisions for Queen-Size Bed
- Walk-In Closet in Master Bedroom  
(Select Units Only)
- Pantry Cabinet
- Modular Kitchen Cabinet in  
Laminated Wood Finish
- Water Heater Provision
- Glass Shower Enclosure
- Bidet

TOILET &  
BATH

ARTIST'S PERSPECTIVE



# ONE-BEDROOM

*ARTIST'S PERSPECTIVE*

Find the perfect balance between convenience and comfort in this well-designed one-bedroom unit, equipped with modern-day conveniences and elevated home features.

# ONE-BEDROOM

Unit Area     ± 36    SQM  
Loggia        ± 10    SQM  
Total Area    ± 46    SQM



BEDROOM  
ARTIST'S PERSPECTIVE



# ONE-BEDROOM

## UNIT UPGRADES:

- Loggia with Glass and Concrete Railing
- Smart Home Devices
- Work-From-Home Space Provision
- Provision for Split Type Air Conditioner
- Pantry Drawer
- Glass Kitchen Cabinet in Laminated Wood Finish
- Water Heater Provision
- Glass Shower Enclosure
- Bidet



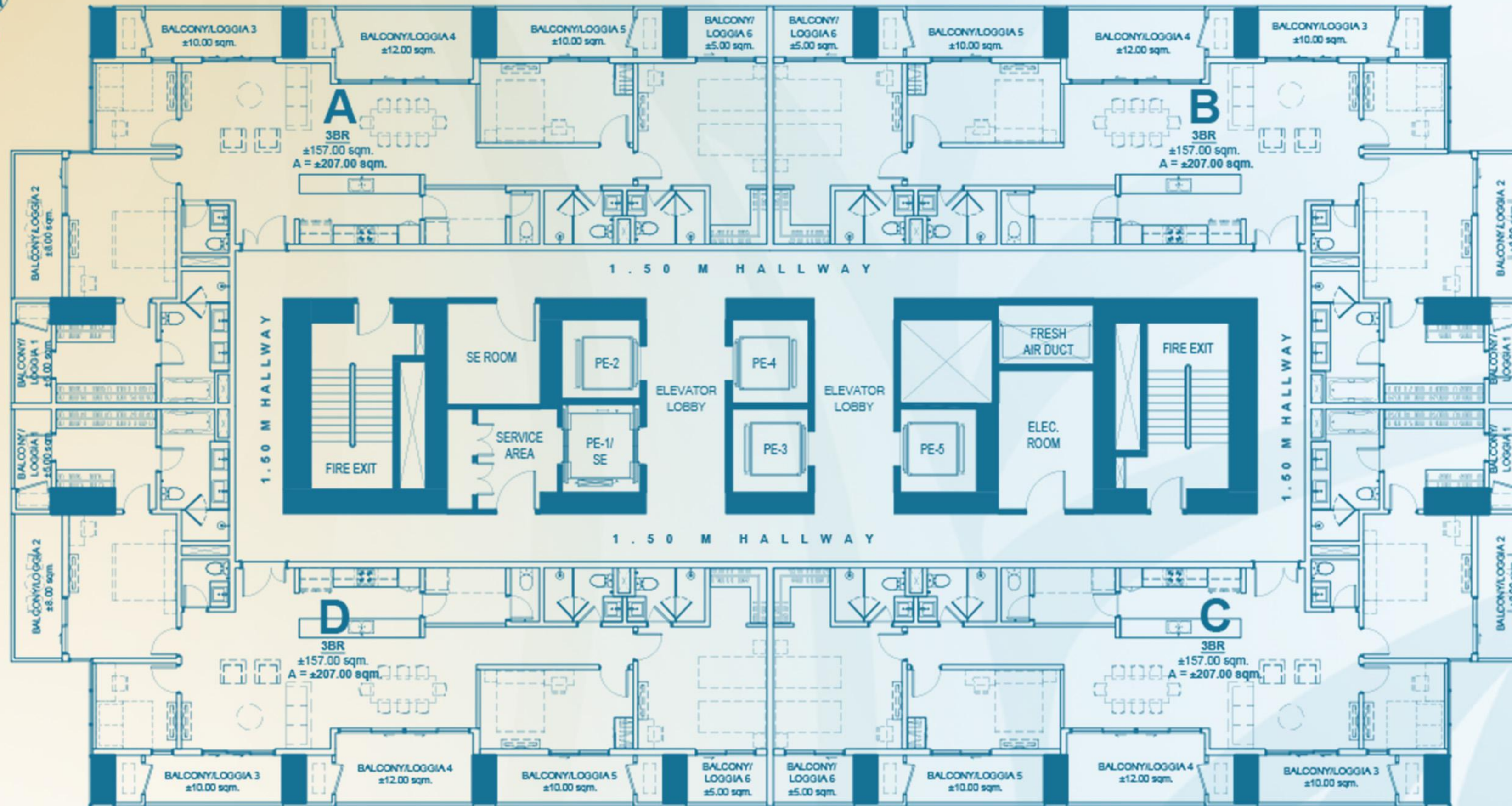
TOILET &  
BATH

ARTIST'S PERSPECTIVE

Q U A N O A V E N U E



F. E. Z U E L L I G A V E N U E



T O W E R 2

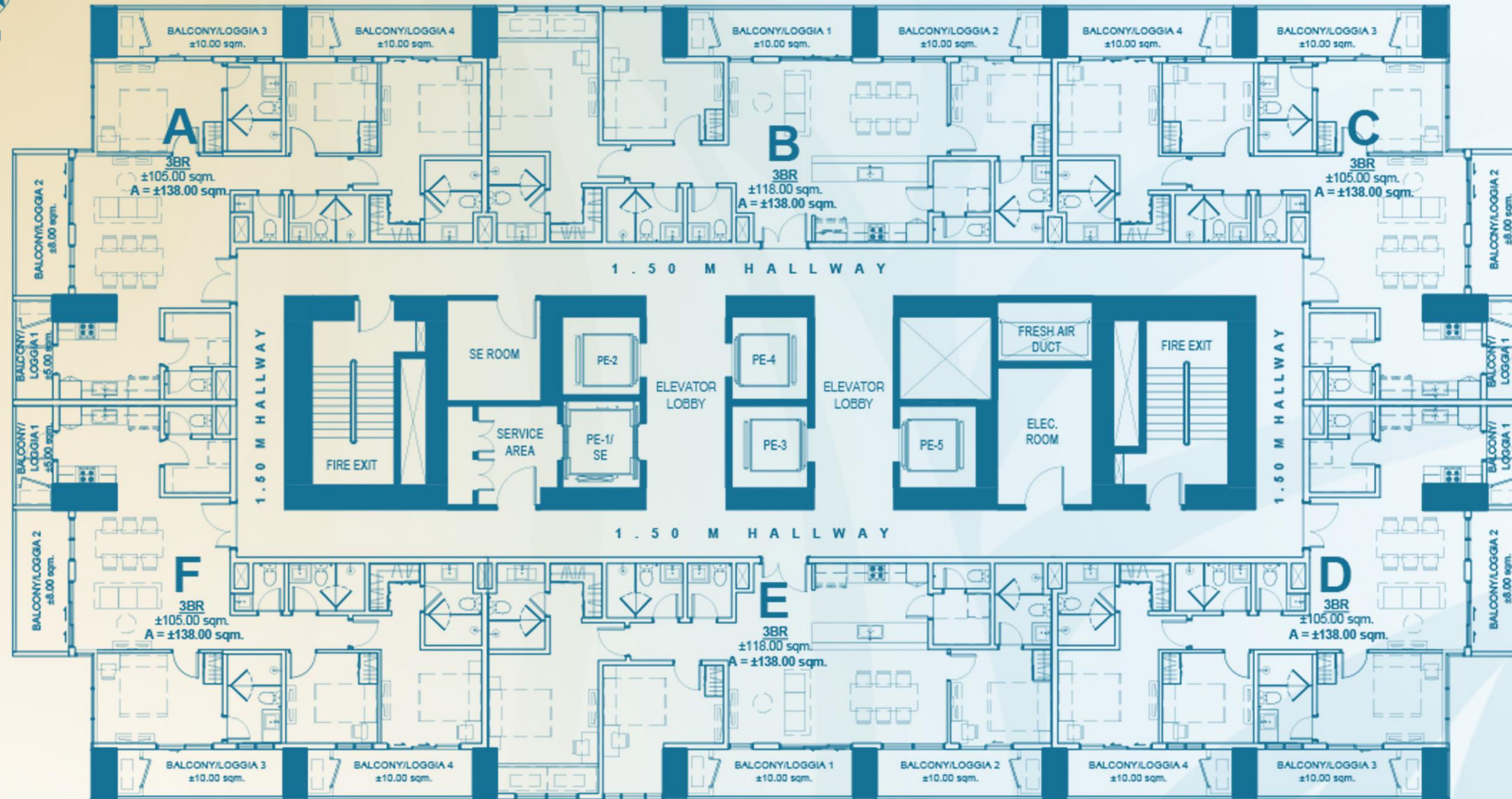
A M E N I T Y  
T O W E R 4

TOWER 1  
PENTHOUSE KEYPLAN  
40TH FLOOR

Q U A N O A V E N U E



F. E. Z U E L L I G A V E N U E



T O W E R 2

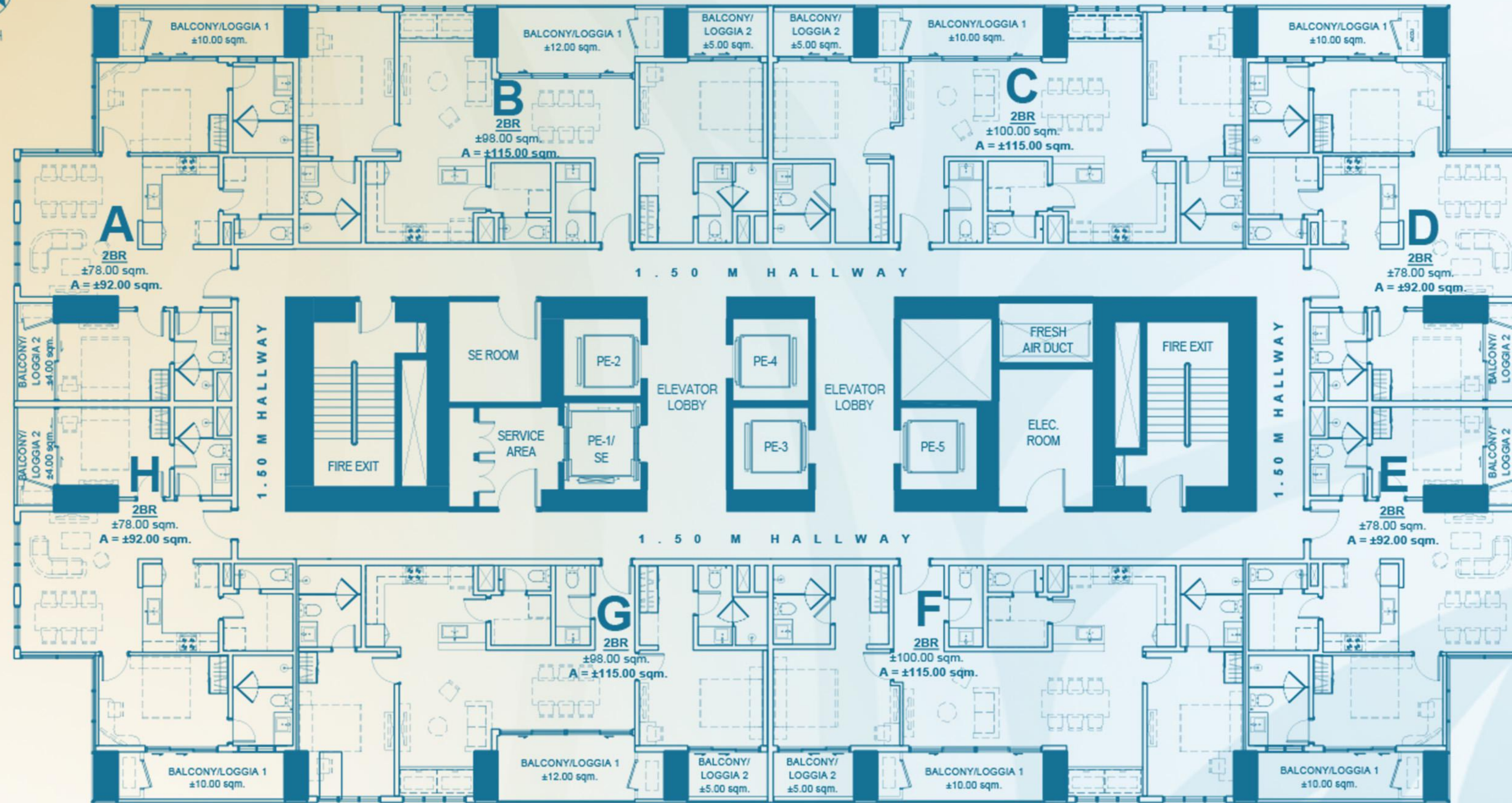
A M E N I T Y  
T O W E R 4

TOWER 1  
HIGH ZONE KEYPLAN  
38TH TO 39TH FLOOR

QUANO AVENUE



F.E. ZUELLIG AVENUE



TOWER 2

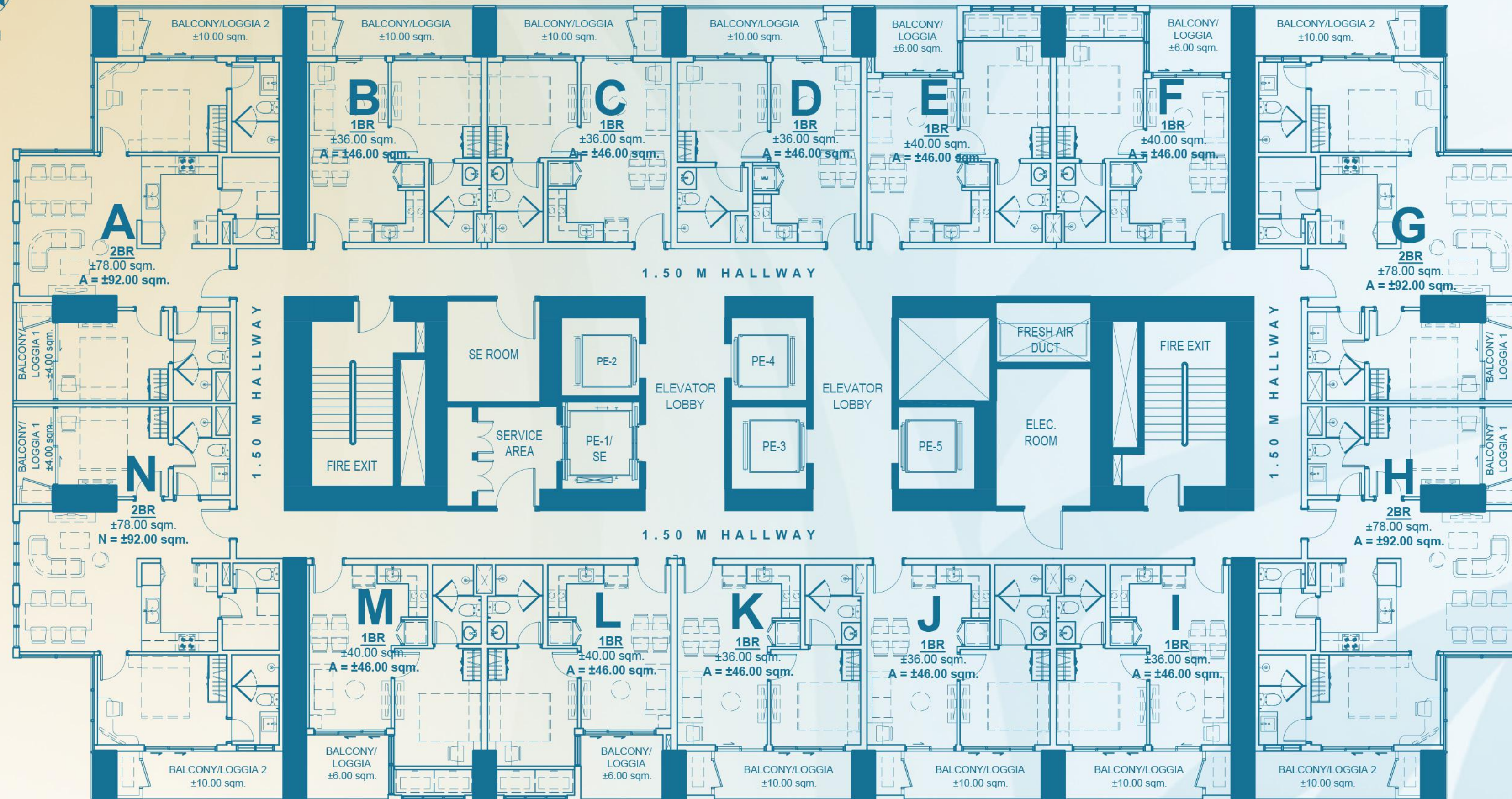
TOWER 4  
AMENITY

TOWER 1  
MID ZONE KEYPLAN  
35TH TO 37TH FLOOR

Q U A N O A V E N U E



F. E. Z U E L L I G A V E N U E



T O W E R 2

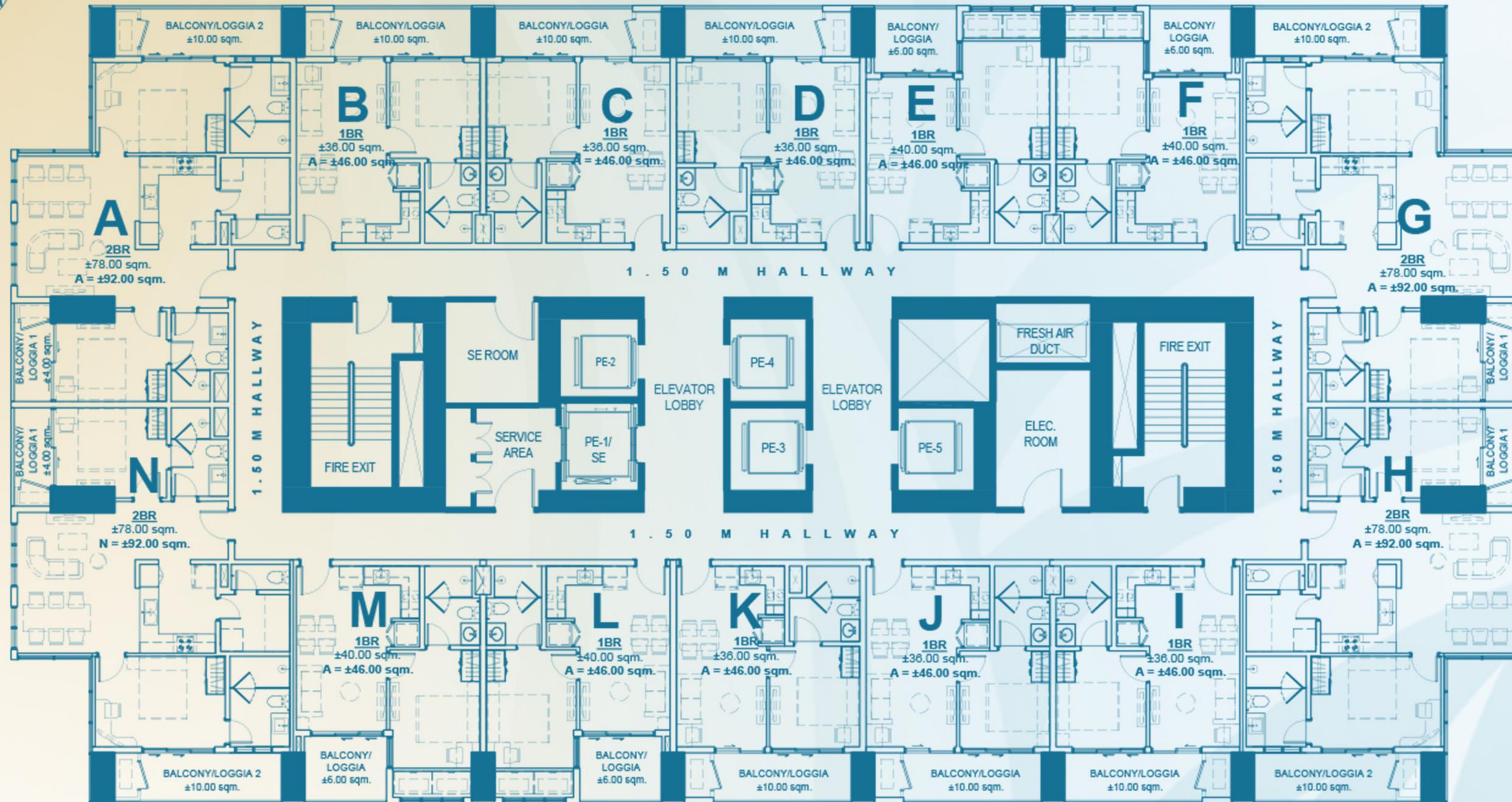
A M E N I T Y  
T O W E R 4

TOWER 1  
LOW ZONE 2 KEYPLAN  
27TH TO 29TH FLOOR

Q U A N O A V E N U E



F. E. Z U E L L I G A V E N U E



T O W E R 2

A M E N I T Y

T O W E R 4

TOWER 1

LOW ZONE 1 KEYPLAN

4TH TO 26TH FLOOR; 30TH TO 34TH FLOOR

# UNIT FINISHES

PARTICULARS	BEDROOM	LIVING / DINING	KITCHEN	TOILET & BATH
CEILING	PAINTED GYPSUM BOARD		PAINTED MOISTURE-RESISTANT GYPSUM BOARD	
WALL	PAINTED PLASTERED WALLS			COMBINATION OF PAINTED PLASTERED CEMENT AND HOMOGENEOUS TILES
FLOOR	LAMINATED WOOD	PORCELAIN TILE FLOORING		NON-SKID PORCELAIN TILES

# UNIT DELIVERABLES

BEDROOM	LIVING / DINING	KITCHEN	TOILET & BATH
LAMINATED WOOD PROVISION FOR KING-SIZE BED AT MASTER BEDROOM OF PENTHOUSE UNITS		CABINETS WITH GLASS DOORS WATER HEATER PROVISION PULLOUT PANTRY DRAWERS FOR 1BR UNITS  PANTRY CABINET FOR 2BR, 3BR, AND PENTHOUSE UNITS KITCHEN SINK	GLASS SHOWER ENCLOSURE BIDET BATHTUB FOR PENTHOUSE, MASTER BEDROOM ONLY FACIAL MIRROR

SMART HOME DEVICES\*

\*ACTUAL DELIVERABLES WILL DEPEND ON THE AVAILABILITY OF THE DEVICES PRIOR TO UNIT TURNOVER

# UPSCALE LIVING THAT INSPIRES

Make each moment of your life your best yet in any of Mantawi Residences' hyper-sized, above-standard facilities spread out in 1.3 hectares amenity area.

## OUTDOOR AMENITIES:

- KIDS' PLAY AREA
- PET PARK
- KIDS' POOL
- ADULT POOL
- POOL DECKS
- LANDSCAPED AREAS
- JOGGING TRAIL
- AL FRESCO DINING AREAS
- GRILLING STATION
- CHANGING ROOMS

## INDOOR AMENITIES:

- RESIDENTIAL LOUNGE
- WORK LOUNGE
- BUSINESS CENTER
- MULTI-USE STUDIO
- FITNESS CENTER
- KIDS' PLAYROOM
- GAME ROOM
- FUNCTION ROOM
- PANTRY ROOM
- PRIVATE THEATER
- SPA







ADULT  
POOL  
*ARTIST'S PERSPECTIVE*



KIDS'  
POOL  
ARTIST'S PERSPECTIVE



KIDS'  
PLAYROOM  
ARTIST'S PERSPECTIVE



FITNESS  
CENTER

ARTIST'S PERSPECTIVE



PRIVATE  
THEATER

ARTIST'S PERSPECTIVE





**WORK  
LOUNGE**  
ARTIST'S PERSPECTIVE



RESIDENTIAL  
LOUNGE  
ARTIST'S PERSPECTIVE





FUNCTION  
ROOM  
ARTIST'S PERSPECTIVE



# ELEVATE YOUR RETAIL EXPERIENCE

Conveniently explore the latest trends and discover exclusive finds just at the ground floor of your new home. Mantawi Residences will soon house global brands in retail and dining perfectly matched for your elevated lifestyle.

# BUILDING FEATURES

- MAIN ENTRANCE SHARED LOBBY WITH A RECEPTION COUNTER AT THE GROUND FLOOR
- FOUR (4) PASSENGER ELEVATORS AND ONE (1) SERVICE ELEVATOR (TOWER 1)
- INDIVIDUAL MAIL BOXES AT GROUND FLOOR
- KEY CARD ACCESS FOR COMMON AREAS
- CCTV MONITORING ON SELECTED COMMON AREAS
- AUTOMATIC SMOKE DETECTORS, FIRE ALARMS, AND SPRINKLER SYSTEMS IN ALL COMMON AREAS
- ANNUNCIATOR PANEL AND EMERGENCY SPEAKER
- WATER TANK AND UNDERGROUND CISTERN
- STANDBY POWER GENERATOR FOR ALL COMMON AREAS AND SELECTED OUTLETS IN THE RESIDENTIAL UNIT
- WI-FI IN SELECTED AMENITY AREAS
- USE OF FIBER-OPTIC CABLES
- CAR WASH STATION
- E-VEHICLE CHARGING STATION
- GARBAGE HOLDING AREA PER FLOOR
- CENTRAL GARBAGE AREA
- BUILDING ADMINISTRATION OFFICE
- SECURITY ROOM
- TRANSFORMER AND GENSET ROOM
- SEWAGE TREATMENT PLANT
- TWO (2) FIRE EXITS STAIRS PER RESIDENTIAL BUILDING WITH WELL LIGHTED SIGNAGES CONFORMING TO THE FIRE CODE OF THE PHILIPPINES



BUILDING  
FACADE

ARTIST'S PERSPECTIVE

# DIGITAL HOME SOLUTIONS

Stay focused on your goals and easily manage your everyday home needs as Mantawi Residences provides exclusive digital services that you can use anytime, anywhere you need to.



Condo living is made easy with myRLC Home, an online portal for residents to file requests, secure permits, monitor billings, and pay dues hassle-free.



Meet your home needs anytime, anywhere with RingRob, an online concierge for RLC Residences' homeowners to book essential services such as water delivery, housekeeping, laundry, and more.



# PARTNERS IN SUCCESS

Mantawi Residences is a product of collaboration between world-renowned and locally-recognized experts, united to bring to life a world-class home at the heart of a progressive city.

FOREIGN ARCHITECT  
Handel Architects

LOCAL ARCHITECT  
W.V. Coscolluela & Associates

STRUCTURAL  
SY<sup>2</sup>+Associates

MECHANICAL  
M. A. Alix & Partners

PLUMBING, SANITARY & FIRE PROTECTION  
NBF Consulting, Inc.

LANDSCAPING  
Holtz + Dezin Landscape  
Architecture

ELECTRICAL  
L. R. Punsalan & Associates

INTERIOR DESIGN  
Hirsch Bedner Associates

BERDE CONSULTANT  
Engr. Andres Muego

NEW HORIZONS  
ARE YOURS AT  
 **MANTAWI**  
RESIDENCES

A place where you can thrive,  
A home where your dreams can come alive.  
A space where opportunities are present  
And supports the quest for success.

It's time to come home  
To the place that will connect you to your goals  
A place that you can proudly call yours.

Welcome home to Mantawi Residences.



# FRONTIER OF PROGRESS

[www.robinsonslandcebu.com](http://www.robinsonslandcebu.com)

DHSUD TIS #: (Tower 1) 012 | (Tower 2) 013

Address: Ouano and F.E. Zuellig Avenue, Mandaue City, Cebu

Developer: Robinsons Land Corporation

Completion Date: (Tower 1) December 2029

